


# Fleece Lining



Button fleece with folded edge to avoid baby's face/neck rubbed by buttons.



Hood can be buttoned on. Hook and Loop tape has a protector for the setting you are not using.



To shorten insert, lay fleece flat with both strings up




Loop bands through the holes



To the other side Both sides need to be looped through the hole



Once through the holes roll up fabric on bottom up to buttons



Button the bands to secure rolled up bottom



After buttoning in the fleece, fit the rolled up bottom into the elastic bottom.



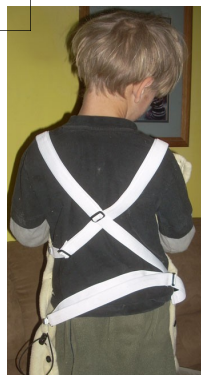
Cinch up the bottom enough to hold the fleece and fit your baby.



If using without the fleece the hat can be buttoned in and stored in a little pocket there.



Using the fleece alone, use the elastic suspenders to snap onto the fleece on top of shoulders and along waist



This is what it will look like

The Suse's Kinder Cover can also be used as a stroller blanket for the runners out there.

